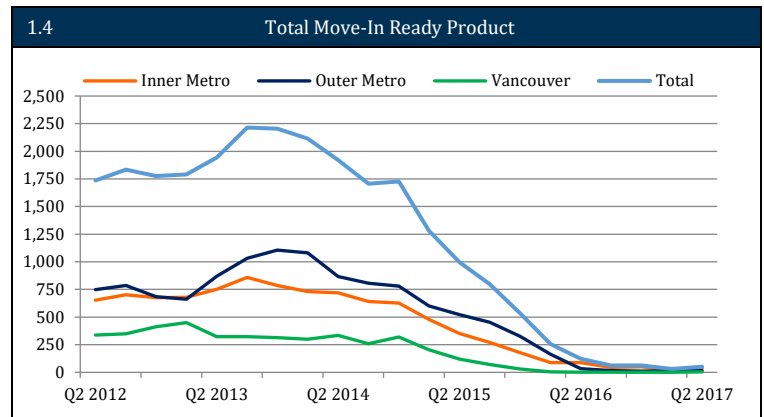
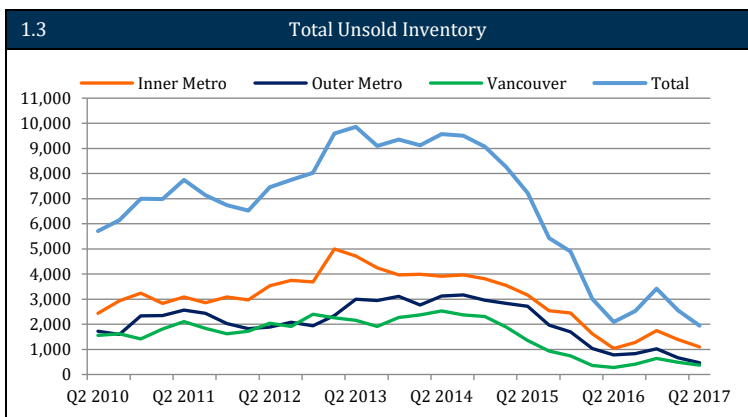
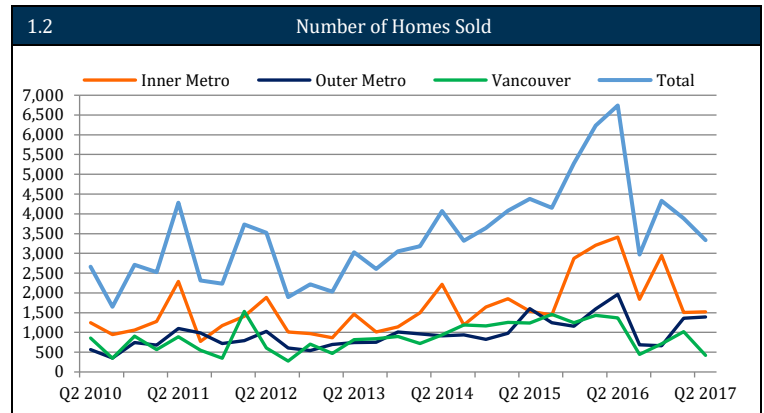
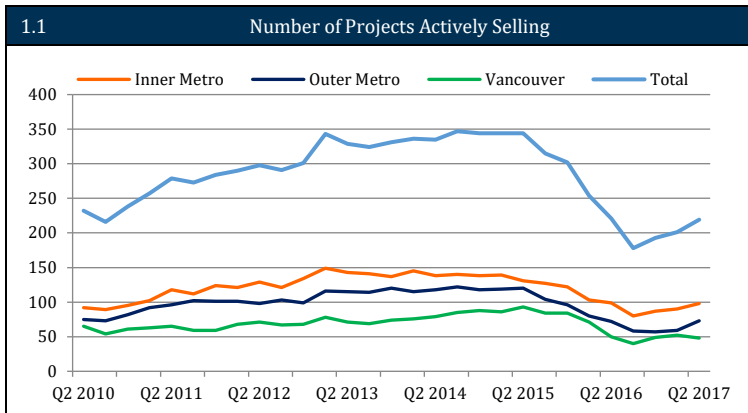


## Analysis: All New Multi-Family Homes



Total Unsold Inventory is an aggregate of charts 6.3 on p. 12, 7.3 on p. 13 & 8.3 on p. 14 of [Q2 State of the Market Report](#).

Total Move in Ready is an aggregate of charts 6.4 on p. 12, 7.4 on p. 13 & 8.4 on p. 14 of [Q2 State of the Market Report](#).

### Number of Projects Actively Selling Trends:

- 219 new multi-family projects were actively selling in Q2-2017 across Metro Vancouver, well under the 5-year-average of 293 projects.

### Numbers of Homes Sold Trends:

- Sales volume in Q2-2017 dropped by almost half to a reported 3,337 across Metro, from 6,741 in Q2-2016, largely attributed to a decline in the supply of available inventory.
- More than 87% of all new apartments and townhomes released for sale since January 1, 2017 have been sold.

### Total Unsold Inventory Trends (includes pre-sales & under construction, not Move-In Ready):

- The total number of unsold new multi-family homes available for sale in the pre-construction phase dropped to 1,942 units across Metro at end of Q2-2017. This includes all new concrete or wood frame apartments & townhomes. This 1,942 figure represents **408% fewer unsold units** across Metro from Q2-2013 (9,858 unsold units) and a drop of 6% from Q2-2016 (2,073 units).

### Move-in Ready Homes Trends:

- At end of Q2-2017, only 50 move-in ready new apartments & townhomes were available in Metro Vancouver, 59% fewer than a year ago, representing a drop of 95% from Q2-2015.